



BMW X6, 30d xDrive, Typ F16, 258 PS / 190 kW
BMW X6, 40d xDrive, Typ F16, 313 PS / 230 kW

BMW X6, 35i xDrive, Typ F16, 306 PS / 225 kW

Application								
BMW X6 Typ F16								5x120
19 Zoll / 19 Inch								
Design	Achse <i>Axle</i>	Größe <i>Size</i>	ET <i>Offset</i>	Reifengröße <i>Tyre size</i>	Distanzscheibenstärke <i>Spacer thickness</i>	Distanzscheiben [siehe unten] <i>Spacer [see below]</i>	Radschrauben <i>Bolts</i>	Auflagen <i>Remarks</i>
Race GTS	VA	8,5x19	30	255/50 R19	15mm	15	M14x1,25x45	10, 11, K4a, 47, 48, x10
	HA	8,5x19	30	255/50 R19	15, 20, 25mm	15, 20, 25	M14x1,25x45, -50, -55	10, 11, 47, 48, x10
	VA	8,5x19	30	255/50 R19	15mm	15	M14x1,25x45	10, 11, K4a, 47, 48, x10, xD
	HA	9,5x19	35	275/45 R19	15, 20, 25mm	15, 20, 25	M14x1,25x45, -50, -55	10, 11, 47, 48, x10, xD
	VA	8,5x19	30	255/50 R19	15mm	15	M14x1,25x45	10, 11, K4a, 47, 48, x10
	HA	9,5x19	35	285/45 R19	15, 20, 25mm	15, 20, 25	M14x1,25x45, -50, -55	10, 11, 47, 48, x10
Race LS 2	VA	8,5x19	35	255/50 R19	15mm	15	M14x1,25x45	10, 11, 47, 48, x10
	HA	8,5x19	35	255/50 R19	15, 20, 25mm	15, 20, 25	M14x1,25x45, -50, -55	10, 11, 47, 48, x10
	VA	8,5x19	35	255/50 R19	15mm	15	M14x1,25x45	10, 11, 47, 48, x10, xD
	HA	9,5x19	46	275/45 R19	25mm	25	M14x1,25x55	10, 11, 47, 48, x10, xD
	VA	8,5x19	35	255/50 R19	15mm	15	M14x1,25x45	10, 11, 47, 48, x10
	HA	9,5x19	46	285/45 R19	25mm	25	M14x1,25x55	10, 11, 47, 48, x10

20 Zoll / 20 Inch

Design	Achse <i>Axle</i>	Größe <i>Size</i>	ET <i>Offset</i>	Reifengröße <i>Tyre size</i>	Distanzscheibenstärke <i>Spacer thickness</i>	Distanzscheiben [siehe unten] <i>Spacer [see below]</i>	Radschrauben <i>Bolts</i>	Auflagen <i>Remarks</i>
Race GTS	VA	8,5x20	35	255/45 R20	15, 20mm	15, 20	M14x1,25x45, -50	10, 11, 47, 48, x10
	HA	8,5x20	35	255/45 R20	15, 20, 25mm	15, 20, 25	M14x1,25x45, -50, -55	10, 11, 47, 48, x10
	VA	8,5x20	35	245/45 R20	15, 20mm	15, 20	M14x1,25x45, -50	10, 11, 47, 48, x10
	HA	10,0x20	35	275/40 R20	15mm	15	M14x1,25x45	10, 11, 47, 48, x10
	VA	10,0x20	35	275/40 R20	15mm	15	M14x1,25x45	K4a, 10, 11, 47, 48, x10
	HA	10,0x20	35	275/40 R20	15mm	15	M14x1,25x45	10, 11, 47, 48, x10
Spirit R	VA	8,5x20	35	245/45 R20	15, 20mm	15, 20	M14x1,25x45, -50	10, 11, 47, 48, x10
	HA	10,0x20	30	275/40 R20	0, 5, 15mm	0, 5°, 15a	M14x1,25x30, -35, -45	10, 11, 47, 48, x10
	VA	8,5x20	35	255/45 R20	15, 20mm	15, 20	M14x1,25x45, -50	10, 11, 47, 48, x10
	HA	10,0x20	30	295/40 R20	0, 5, 15mm	0, 5°, 15a	M14x1,25x30, -35, -45	10, 11, 47, 48, x10
	VA	9,5x20	46	255/45 R20	15, 20, 25mm	15, 20, 25	M14x1,25x45, -50, -55	10, 11, 47, 48, x10
	HA	10,0x20	30	295/40 R20	0, 5, 15mm	0, 5°, 15a	M14x1,25x30, -35, -45	10, 11, 47, 48, x10
	VA	10,0x20	30	275/40 R20	none		M14x1,25x30	10, 11, 47, 48, x10
	HA	10,0x20	30	275/40 R20	0, 5, 15mm	0, 5°, 15a	M14x1,25x30, -35, -45	10, 11, 47, 48, x10
Race LS 2	VA	8,5x20	35	245/45 R20	15, 20mm	15, 20	M14x1,25x45, -50	10, 11, 47, 48, x10
	HA	10,0x20	38	275/40 R20	0, 5, 15, 20mm	0, 5°, 15a, 20a	M14x1,25x30, -35, -45, -50	10, 11, 47, 48, x10
	VA	8,5x20	35	255/45 R20	15, 20mm	15, 20	M14x1,25x45, -50	10, 11, 47, 48, x10
	HA	10,0x20	38	295/40 R20	0, 5, 15, 20mm	0, 5°, 15a, 20a	M14x1,25x30, -35, -45, -50	10, 11, 47, 48, x10
	VA	9,5x20	46	255/45 R20	15, 20, 25mm	15, 20, 25	M14x1,25x45, -50, -55	10, 11, 47, 48, x10
	HA	10,0x20	38	295/40 R20	0, 5, 15, 20mm	0, 5°, 15a, 20a	M14x1,25x30, -35, -45, -50	10, 11, 47, 48, x10
	VA	10,0x20	38	275/40 R20	none		M14x1,25x30	10, 11, 47, 48, x10
	HA	10,0x20	38	275/40 R20	0, 5, 15mm	0, 5°, 15a	M14x1,25x30, -35, -45	10, 11, 47, 48, x10

21 Zoll / 21 Inch




Design	Achse <i>Axle</i>	Größe <i>Size</i>	ET <i>Offset</i>	Reifengröße <i>Tyre size</i>	Distanzscheibenstärke <i>Spacer thickness</i>	Distanzscheiben [siehe unten] <i>Spacer [see below]</i>	Radschrauben <i>Bolts</i>	Auflagen <i>Remarks</i>
Race GTR	VA	9,0x21	35	255/40 R21	15mm	15	M14x1,25x45	10, 11, 47, 48, x10
	HA	10,0x21	35	295/35 R21	15, 20mm	15, 20	M14x1,25x45, -50	10, 11, 47, 48, x10
	VA	10,0x21	35	285/35 R21	15mm	15	M14x1,25x45	10, 11, K4a, 47, 48, x10
	HA	10,0x21	35	285/35 R21	15, 20mm	15, 20	M14x1,25x45, -50	10, 11, 47, 48, x10
	VA	10,0x21	35	295/35 R21	15mm	15	M14x1,25x45	10, 11, K4a, 47, 48, x10
	HA	10,0x21	35	295/35 R21	15, 20mm	15, 20	M14x1,25x45, -50	10, 11, 47, 48, x10
Race LS	VA	9,0x21	35	255/40 R21	0, 5mm	0, 5°	M14x1,25x30, -35	10, 11, 47, 48, x10
	HA	10,0x21	38	295/35 R21	0, 5, 15, 20mm	0, 5°, 15a, 20a	M14x1,25x30, -35, -45, 50	10, 11, 47, 48, x10
	VA	10,0x21	38	285/35 R21	none		M14x1,25x30	10, 11, 47, 48, x10
	HA	10,0x21	38	285/35 R21	0, 5, 15, 20mm	0, 5°, 15a, 20a	M14x1,25x30, -35, -45, 50	10, 11, 47, 48, x10
	VA	10,0x21	38	295/35 R21	none		M14x1,25x30	10, 11, 47, 48, x10
	HA	10,0x21	38	295/35 R21	0, 5, 15, 20mm	0, 5°, 15a, 20a	M14x1,25x30, -35, -45, 50	10, 11, 47, 48, x10
	VA	10,0x21	38	285/35 R21	none		M14x1,25x30	10, 11, 47, 48, x10
	HA	11,5x21	30	325/30 R21	none		M14x1,25x30	10, 11, K4b, 47, 48, x10
Race LS 2	VA	9,0x21	30	255/40 R21	0, 5mm	0, 5°	M14x1,25x30, -35	10, 11, 47, 48, x10
	HA	10,5x21	44	295/35 R21	0, 5, 15, 20mm	0, 5°, 15a, 20a	M14x1,25x30, -35, -45, 50	10, 11, 47, 48, x10
Spirit R	VA	9,0x21	35	255/40 R21	0, 5mm	0, 5°	M14x1,25x30, -35	10, 11, 47, 48, x10
	HA	10,0x21	38	295/35 R21	0, 5, 15, 20mm	0, 5°, 15a, 20a	M14x1,25x30, -35, -45, 50	10, 11, 47, 48, x10
	VA	10,0x21	38	285/35 R21	none		M14x1,25x30	10, 11, 47, 48, x10
	HA	10,0x21	38	285/35 R21	0, 5, 15, 20mm	0, 5°, 15a, 20a	M14x1,25x30, -35, -45, 50	10, 11, 47, 48, x10
	VA	10,0x21	38	295/35 R21	none		M14x1,25x30	10, 11, 47, 48, x10
	HA	10,0x21	38	295/35 R21	0, 5, 15, 20mm	0, 5°, 15a, 20a	M14x1,25x30, -35, -45, 50	10, 11, 47, 48, x10
	VA	10,0x21	38	285/35 R21	none		M14x1,25x30	10, 11, 47, 48, x10
	HA	11,5x21	35	325/30 R21	none		M14x1,25x30	10, 11, K4b, 47, 48, x10

22 Zoll / 22 Inch

Design	Achse <i>Axle</i>	Größe <i>Size</i>	ET <i>Offset</i>	Reifengröße <i>Tyre size</i>	Distanzscheibenstärke <i>Spacer thickness</i>	Distanzscheiben [siehe unten] <i>Spacer [see below]</i>	Radschrauben <i>Bolts</i>	Auflagen <i>Remarks</i>
Spirit II	VA	9,0x22	30	265/35 R22	0, 5mm	0, 5 ⁴	M14x1,25x30, -35	10, 11, 47, 48, x10
	HA	9,0x22	30	265/35 R22	0, 5, 15, 20, 25mm	0, 5 ⁴ , 15a, 20a, 25a	M14x1,25x30, -35, -45, -50, -55	Li102, 10, 11, 47, 48, x10
	VA	9,0x22	30	265/35 R22	0, 5mm	0, 5 ⁴	M14x1,25x30, -35	10, 11, 47, 48, x10, xD
	HA	10,0x22	30	295/30 R22	0, 5, 15mm	0, 5 ⁴ , 15a	M14x1,25x30, -35, -45	10, 11, 47, 48, x10, xD
	VA	9,0x22	30	265/35 R22	0, 5mm	0, 5 ⁴	M14x1,25x30, -35	10, 11, 47, 48, x10
	HA	11,5x22	30	315/30 R22	none		M14x1,25x30	10, 11, 47, 48, x10
	VA	10,0x22	30	295/30 R22	none		M14x1,25x30	10, 11, K4a, 47, 48, x10
	HA	10,0x22	30	295/30 R22	0, 5, 15mm	0, 5 ⁴ , 15a	M14x1,25x30, -35, -45	10, 11, 47, 48, x10
	VA	10,0x22	30	285/30 R22	none		M14x1,25x30	10, 11, K4a, 47, 48, x10
	HA	11,5x22	30	335/25 R22	none		M14x1,25x30	10, 11, K4b, 47, 48, x10
	VA	10,0x22	30	295/30 R22	none		M14x1,25x30	10, 11, K4a, 47, 48, x10, xD
	HA	11,5x22	30	335/25 R22	none		M14x1,25x30	10, 11, K4b, 47, 48, x10, xD
Fascinate	VA	9,0x22	35	265/35 R22	0, 5mm	0, 5 ⁴	M14x1,25x30, -35	10, 11, 47, 48, x10
	HA	11,5x22	30	315/30 R22	none		M14x1,25x30	10, 11, 47, 48, x10
	VA	10,0x22	30	285/30 R22	none		M14x1,25x30	10, 11, K4a, 47, 48, x10
	HA	11,5x22	30	335/25 R22	none		M14x1,25x30	10, 11, K4b, 47, 48, x10
	VA	10,0x22	30	295/30 R22	none		M14x1,25x30	10, 11, K4a, 47, 48, x10, xD
	HA	11,5x22	30	335/25 R22	none		M14x1,25x30	10, 11, K4b, 47, 48, x10, xD
	VA	10,0x22	35	285/30 R22	none		M14x1,25x30	K4a, 10, 11, 47, 48, x10
	HA	11,5x22	30	335/25 R22	none		M14x1,25x30	K4b, 10, 11, 47, 48, x10
	VA	10,0x22	35	295/30 R22	none		M14x1,25x30	K4a, 10, 11, 47, 48, x10, xD
	HA	11,5x22	30	335/25 R22	none		M14x1,25x30	K4b, 10, 11, 47, 48, x10, xD
Race GTR	VA	9,0x22	30	265/35 R22	0, 5mm	0, 5 ⁴	M14x1,25x30, -35	10, 11, 47, 48, x10
	HA	9,0x22	30	265/35 R22	0, 5, 15, 20, 25mm	0, 5 ⁴ , 15a, 20a, 25a	M14x1,25x30, -35, -45, -50, -55	Li102, 10, 11, 47, 48, x10
	VA	9,0x22	30	265/35 R22	0, 5mm	0, 5 ⁴	M14x1,25x30, -35	10, 11, 47, 48, x10, xD
	HA	10,0x22	30	295/30 R22	0, 5, 15mm	0, 5 ⁴ , 15a	M14x1,25x30, -35, -45	10, 11, 47, 48, x10, xD
	VA	9,0x22	30	265/35 R22	0, 5mm	0, 5 ⁴	M14x1,25x30, -35	10, 11, 47, 48, x10
	HA	11,5x22	30	315/30 R22	none		M14x1,25x30	10, 11, 47, 48, x10
	VA	10,0x22	30	295/30 R22	none		M14x1,25x30	10, 11, K4a, 47, 48, x10
	HA	10,0x22	30	295/30 R22	0, 5, 15mm	0, 5 ⁴ , 15a	M14x1,25x30, -35, -45	10, 11, 47, 48, x10
	VA	10,0x22	30	285/30 R22	none		M14x1,25x30	10, 11, K4a, 47, 48, x10
	HA	11,5x22	30	335/25 R22	none		M14x1,25x30	10, 11, K4b, 47, 48, x10
	VA	10,0x22	30	295/30 R22	none		M14x1,25x30	10, 11, K4a, 47, 48, x10, xD
	HA	11,5x22	30	335/25 R22	none		M14x1,25x30	10, 11, K4b, 47, 48, x10, xD

22 Zoll / 22 Inch

Design	Achse <i>Axle</i>	Größe <i>Size</i>	ET <i>Offset</i>	Reifengröße <i>Tyre size</i>	Distanzscheibenstärke <i>Spacer thickness</i>	Distanzscheiben [siehe unten] <i>Spacer [see below]</i>	Radschrauben <i>Bolts</i>	Auflagen <i>Remarks</i>
Race LS	VA	9,0x22	35	265/35 R22	0, 5mm	0, 5 ⁴	M14x1,25x30, -35	10, 11, 47, 48, x10
	HA	9,0x22	35	265/35 R22	0, 5, 15, 20, 25mm	0, 5 ⁴ , 15a, 20a, 25a	M14x1,25x30, -35, -45, -50, -55	Li102, 10, 11, 47, 48, x10
	VA	9,0x22	35	265/35 R22	0, 5mm	0, 5 ⁴	M14x1,25x30, -35	10, 11, 47, 48, x10, xD
	HA	10,0x22	32	295/30 R22	0, 5, 15mm	0, 5 ⁴ , 15a	M14x1,25x30, -35, -45	10, 11, 47, 48, x10, xD
	VA	9,0x22	35	265/35 R22	0, 5mm	0, 5 ⁴	M14x1,25x30, -35	10, 11, 47, 48, x10
	HA	11,5x22	30	315/30 R22	none		M14x1,25x30	10, 11, 47, 48, x10
	VA	10,0x22	32	295/30 R22	none		M14x1,25x30	10, 11, K4a, 47, 48, x10
	HA	10,0x22	32	295/30 R22	0, 5, 15mm	0, 5 ⁴ , 15a	M14x1,25x30, -35, -45	10, 11, 47, 48, x10
	VA	10,0x22	32	285/30 R22	none		M14x1,25x30	10, 11, K4a, 47, 48, x10
	HA	11,5x22	30	335/25 R22	none		M14x1,25x30	10, 11, K4b, 47, 48, x10
	VA	10,0x22	32	295/30 R22	none		M14x1,25x30	10, 11, K4a, 47, 48, x10, xD
	HA	11,5x22	30	335/25 R22	none		M14x1,25x30	10, 11, K4b, 47, 48, x10, xD
Topas	VA	9,0x22	30	265/35 R22	0, 5mm	0, 5 ⁴	M14x1,25x30, -35	10, 11, 47, 48, x10, xD
	HA	10,0x22	30	295/30 R22	0, 5, 15mm	0, 5 ⁴ , 15a	M14x1,25x30, -35, -45	10, 11, 47, 48, x10, xD
	VA	10,0x22	30	295/30 R22	none		M14x1,25x30	10, 11, K4a, 47, 48, x10
	HA	10,0x22	30	295/30 R22	0, 5, 15mm	0, 5 ⁴ , 15a	M14x1,25x30, -35, -45	10, 11, 47, 48, x10
Race LS 2	VA	9,0x22	30	265/35 R22	0, 5mm	0, 5 ⁴	M14x1,25x30, -35	10, 11, 47, 48, x10
	HA	9,0x22	30	265/35 R22	0, 5, 15, 20, 25mm	0, 5 ⁴ , 15a, 20a, 25a	M14x1,25x30,-35,-45,-50,-55	Li102, 10, 11, 47, 48, x10
	VA	9,0x22	30	265/35 R22	0, 5mm	0, 5 ⁴	M14x1,25x30, -35	10, 11, 47, 48, x10, xD
	HA	10,0x22	35	295/30 R22	0, 5, 15mm	0, 5 ⁴ , 15a	M14x1,25x30,-35,-45	10, 11, 47, 48, x10, xD
	VA	9,0x22	30	265/35 R22	0, 5mm	0, 5 ⁴	M14x1,25x30, -35	10, 11, 47, 48, x10
	HA	11,5x22	30	315/30 R22	none		M14x1,25x30	10, 11, 47, 48, x10
	VA	10,0x22	35	295/30 R22	none		M14x1,25x30	10, 11, K4a, 47, 48, x10
	HA	10,0x22	35	295/30 R22	0, 5, 15mm	0, 5 ⁴ , 15a	M14x1,25x30,-35,-45	10, 11, 47, 48, x10
	VA	10,0x22	35	285/30 R22	none		M14x1,25x30	10, 11, K4a, 47, 48, x10
	HA	11,5x22	30	335/25 R22	none		M14x1,25x30	10, 11, 47, 48, x10
	VA	10,0x22	35	295/30 R22	none		M14x1,25x30	10, 11, K4a, 47, 48, x10, xD
	HA	11,5x22	30	335/25 R22	none		M14x1,25x30	10, 11, K4b, 47, 48, x10, xD

Legende / legend			
10	Nur in Kombination mit Reifendruckkontrollsystem ab Bj.03.2014 - 11.2016 <i>Only in combination with tire pressure sensors from Bj.03.2014 - 11.2016</i>	Original Nummer: BMW - 36 10 6 856 209 <i>OE part number: BMW - 36 10 6 856 209</i>	Zubehör Nummer: VDO - S 180 052 056 <i>Aftermarket number: VDO - S 180 052 056</i>
11	Nur in Kombination mit Reifendruckkontrollsystem ab Bj.11.2016 <i>Only in combination with tire pressure sensors from Bj.11.2016</i>	Original Nummer: BMW - 36 10 6 881 890 <i>OE part number: BMW - 36 10 6 881 890</i>	Zubehör Nummer: VDO - A2C97432502 <i>Aftermarket number: VDO - A2C97432502</i>
K4a	An Achse 1 ist eine ausreichende Radabdeckung und Freigang herzustellen. Siehe TÜV Teilegutachten. <i>On axis 1 a sufficient fender clearance needs to be ensured. See TÜV certificate.</i>		
K4b	An Achse 2 ist eine ausreichende Radabdeckung und Freigang herzustellen. Siehe TÜV Teilegutachten. <i>On axis 2 a sufficient fender clearance needs to be ensured. See TÜV certificate.</i>		
xD	Diese Reifenkombination ist nicht für x-drive Modelle zu empfehlen. (Fa. Breyton übernimmt keine Haftung) <i>This tyre combination is not recommended for x-drive models.(Breyton accepts no liability)</i>		
47	Genauere Auflagen sind den jeweiligen TÜV Teilegutachten zu entnehmen. <i>Detailed requirements are given in the relevant TÜV certificate.</i>		
48	Bei der Verwendung dieser Rad/Reifenkombination ist beim Fall einer Reifenpanne ein Ersatzrad oder Reifenpannen-Set mitzuführen. <i>User instruction: When using this wheel/tire combination it is necessary to provide a spare wheel or a set for tire breakdown for emergency.</i>		
x10	Keine 10mm Distanzscheibe möglich, da zu hohe Radnabe. <i>No 10mm spacer possible, because of wheel hub.</i>		
Li102	Mindestens einen Lastindex von 102 verwenden. Bei geringerem Lastindex können Motor/Ausstattungsvarianten entfallen <i>Use a minimum Loadindex of 102. If the load index is lower, motor/equipment variants may be not applicable</i>		
Artikelnummer Distanzscheibe / spacer part number			
0	None		
0a	None +2ZR		
5 ¹	751207250501		
5 ⁴	751207410504		
10	751207411006		
15	751207411506		
20	751207412006		
25	751207412506		
5 ¹ a	751207250501 +2ZR		
5 ⁴ a	751207410504 +2ZR		
10a	751207411006 +2ZR		
15a	751207411506 +2ZR		
20a	751207412006 +2ZR		
25a	751207412506 +2ZR		
10b	751207411006 +4ZR		
15b	751207411506 +4ZR		
20b	751207412006 +4ZR		
25b	751207412506 +4ZR		
Farblegende / color legend			
	problemlos <i>unproblematically</i>		
	laut STVZO problemlos, EU grenzwertig <i>by STVZO unproblematically, EU is uncertain</i>		
	evtl mit Karosseriearbeit verbunden <i>related with possible bodywork</i>		